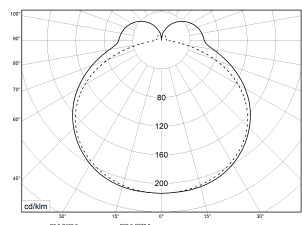
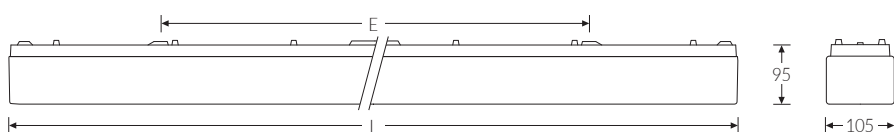


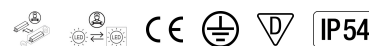
**SOLAS L15 6300/4800-830 55/43W ETC RWO** | Art. No. 86543-55.1111c91.000



PMMA  
650°C

IK02

HB



LED surface-mounted luminaire with opal cover in classic design made of acrylic (PMMA). With adjustable light output (Multi-Lumen), pre-set to maximum output upon delivery. Suitable for ceiling and wall mounting. Housing made of white, glass-fibre-reinforced polyester, flame retardant. High-quality circumferential seal made of polyurethane to ensure a higher protection grade. Built-in unit gear tray/reflector made of white steel. Secure and sturdy diffuser/cover attachment thanks to internal closure device. Push-fit connector with plug-in contact, loop-through possible. 2 cable entries. Approved for use indoors and in covered outdoor areas.

#### Type of installation and area of application

Ceiling and wall mounting  
for use indoors and in covered outdoor areas

- Basic lighting

#### Technical specifications

Art. No.	86543-55.1111c91.000
Article name	SOLAS L15 6300/4800-830 55/43W ETC RWO
Light source	LED, replaceable by an authorised specialist
Energy efficiency class(es) of the installed light source(s) (A-G)	Module 1: D Module 2: D
Gear	LED converter, replaceable by an authorised specialist
Number of light sources	1
Dimmable	not dimmable
Mains voltage	220-240V/50-60Hz
Voltage type	AC/DC
Min. connected load	43 W
Max. connected load	55 W
Output/power factor	0,95
Luminous efficacy, min. current draw	112 lm/W
Luminous efficacy, max. current draw	115 lm/W
Luminous flux, min.	4800 lm
Luminous flux, max.	6300 lm
Flicker value (ripple)	<= 5%
Colour temperature max.	3000 K
Colour rendering index Ra	Ra > 80
Colour tolerance (MacAdam)	3
Life expectancy	30000 h
Lifetime rating	L80/B10
Light optics	Diffuser made of UV-resistant poly-methyl methacrylate (PMMA)
Light distribution	Extensive

**SOLAS L15 6300/4800-830 55/43W ETC RWO** | Art. No. 86543-55.1111c91.000

**Technical specifications**

Beam angle	120°
Unified Glare Rating UGR – max 4H–8H	22
Connection type	5-pin push-fit connector with plug-in contact
Number of luminaires on circuit breaker B16	30 Piece
Housing	Housing made of flame-retardant, glass-fibre-reinforced polyester (GRP)
Cable entry (position)	rear
Halogen-free wiring	true
Ambient operating temperature – min.	-20 °C
Ambient operating temperature – max.	25 °C

**Testing**

Protection class	SC I
Protection grade	IP54
Shock resistance	IK02
Flammability (UL94)	HB
Glow-wire resistance	PMMA 650°C
CE-compliant	Yes
D marking	Yes

**Mass and weight**

Length (L)	1560 mm
Width (B)	105 mm
Height (H)	95 mm
Fixing span (E1)	850 mm
Gross weight (including packaging)	3,33 Kg
Net weight	2,92 Kg
Contents / packaging quantity	1 Piece

SOLAS L15 6300/4800-830 55/43W ETC RWO | Art. No. 86543-55.1111c91.000

## Replacement parts



Art. No.	Article name
45000040	Diffuser RWA0 158